


PRF6-6218-D101

Pulse Transformer
Impulstransformators



COMPLIANT
ENTSPRECHEN



MECHANICAL DIMENSIONS / MECHANISCHE DIMENSIONEN

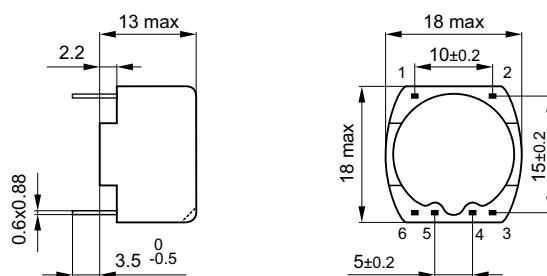
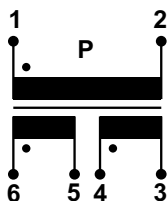


DIAGRAM / SCHEMA



FEATURES / EIGENSCHAFTEN

Climatic Class - Klimaklasse	25/100/21 as per IEC 60068-1
Inflammability - Brennbarkeit	UL 94 V-0
Power dissipation derating Verlustleistungs-rücknahme	over 50°C: $P = P_d * (100 - \theta a) / 50$
L_N Measured - L_N Gemessen	according to EN 60938-2
Glow discharge voltage U_0 Teilglühentladungsspannung U_0	1.5 x max U_R
R_{CU} Measured - R_{CU} Gemessen	at 25 °C ambient temperature

ELECTRICAL DATA / ELEKTRISCHE WERTE

Operating Voltage - Betriebsspannung	$U_R = 600$ (max)	VAC
Turn ratio - Wind.Verhältnisse	$N = 1 : 1 : 1$	N
Voltage-time area - Spg.-Zeitfläche	$\int U dt = 250$	V μ s
Pulse rise time - Puls Anstiegszeit	$t_r = 0.05$	μ s
Firing Current / Zündstrom	$I_r = 0.1$	A
Load - Resistance / LastWiderstand	$R_L = 100$	Ω
Prim. Inductance / Prim. Induktivität	$L_p = 1.4$	mH
Prim. CU - Resistance / Prim. CU - Widerstand	$R_p = 0.5$	Ω
Sec. CU - Resistance / Sec. CU - Widerstand	$R_s = 0.5$	Ω
Coupling - Capacity / Koppel - Kapazität	$C_c = 70$	pF
Test voltage / Hochspannungs Prüfung	$U_p = 3.2$	kVAC
Power dissipation / Verlustleistung	$P_d = 0.6$	W

Pulse Transformer
Impulstransformators

TECHNICAL DATA SHEET
TECHNISCHES DATENBLATT

Part no.
PRF6-6218-D101

Tot. fogli/sheet : 1
Foglio/sheet nr. : 1